



HEIGHT GAGES

ELECTRONIC HEIGHT GAGES

2000 ALTISSIMO® ELECTRONIC HEIGHT GAGES

0-24"/600MM

Altissimo® Electronic Height Gages are innovative, easy-to-use, and loaded with Starrett® exclusive functions for easy-to-program measuring routines that run smoothly and reliably.



FEATURES

- A unique, ergonomically shaped base, hardened and ground, that fits your grip just right to easily move the gage and press the hot key
- Hot key allows you to select measuring results on the fly
- 0-24" Measuring Range
- Smart probe that can measure I.D. or O.D. without attachments
- Electronically adjusted probe force
- Large, easy-to-read interactive LCD with unique scanning meter for monitoring probe position
- Electronically adjustable beeper volume
- Bold screen icons indicate the current routine
- Three electronically adjustable resolutions
- Retains the last calibrated diameter of the measuring probe, even after the gage is shut down
- Dynamic bi-directional probing with point and scan modes
- Easy operation with speed wheel, which also has fine-adjust feature
- Locking mechanism for scribing
- Five measurement modes: (ID/OD, Center, TIR, Max/Min, Continuous Display)
- Instant inch/millimeter conversion
- Two selectable Datums and Presets
- Auto Power Off after two hours with retention of probe calibration
- Automatic calculation of eight measurement routines:
 - Center
 - Diameter
 - Height
 - Max
 - Min
 - TIR
 - Distance to last feature
 - Distance between last two points
- Rechargeable NiMH batteries with 100 hours of continuous life
- Seven setup functions:
 - Probe Calibration (2)
 - Beeper Volume
 - Display Resolution
 - Probe Force Adjustment
 - Printer On/Off
 - Force Calibration
- Optional probe kit features a variety of probes for many applications
- Gages include carbide probe, probe holder and probe calibration block
- RS232 data output port
- Starrett capacitive measurement system ensures the accuracy and reliability you expect
- Excellent value – loaded with features and competitively priced



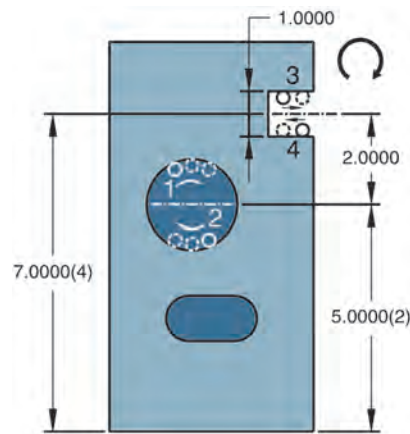
Large, easy-to-view /understand display shows the diameter of a hole or boss



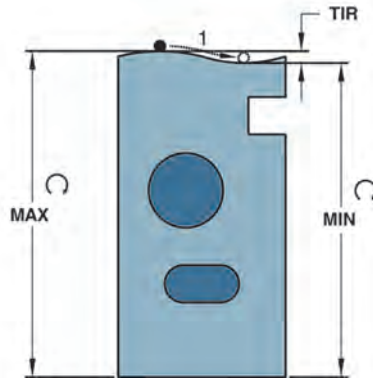
Display showing TIR



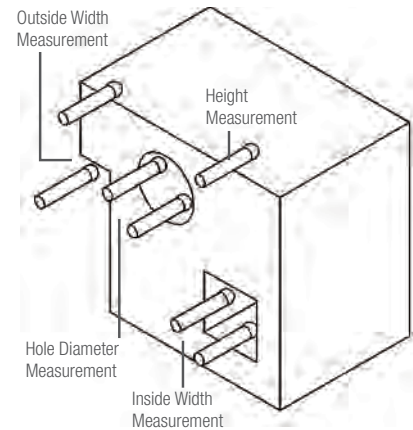
Interactive LCD with unique scanning meter for easy probe position viewing



Altissimo includes many routines including diameter of a bore (1 and 2), width of a slot or a rib (3 and 4), distance from datum to center of a hole or slot and distance between features



TIR mode can measure the high or low point of a diameter or other surface. The datum can then be set to the max or min value.



American Made
Starrett

Altissimo




Specifications:

Measuring Range	24"/600mm (Extendible to 30"/750mm by rotating the probe holder 180°)
Resolution	.0001"/.0005"/.001" (0.002mm/0.01mm/0.02mm)
Accuracy	±.0003" (0.008mm)
Repeatability	±.0002" (±0.002mm)
Power Source	NiMH Rechargeable Batteries (120V AC/60Hz Charger/Adaptor included). Operation time: 100+ hours, Recharging time: 10 hours
Included	.1875"/4.8mm Dia. Carbide Probe, Probe Holder
Accessories	AC Charger/Adaptor, Probe Calibration Block
Dimensions	Length 11" (279mm), Width 7-3/4" (197mm), Height 36-1/2" (927mm)
Weight	40 lb (18 kg)
Perpendicularity	.0004" (0.010mm)



Check out our website for interactive features at starrett.com



ELECTRONIC HEIGHT GAGES

ALTISSIMO® ELECTRONIC HEIGHT GAGES



Altissimo Electronic Height Gages with Standard Components

Description	Cat. No.	EDP
Height Gage	2000-24	67008
Height Gage, "Platinum"	2001-24	67453
Carbide Probe .1875" (4.8mm) Dia. (Standard)	PT27937	67009
Probe Holder (Standard)	PT27940	67010
Probe Calibration Block (Standard)	PT27944	67011

Accessories for Altissimo Electronic Height Gages

Description	Part No.	EDP
Accessory Set Includes:	S2000AZ	66997
Probe Tip, 5-Way Adaptor	PT27948	67012
.040" (1mm) Carbide Contact Point	PT23942	65255
.078" (2mm) Carbide Contact Point	PT23914	64222
.120" (3mm) Carbide Contact Point	PT23943	65256
Contact Wrench	PT27952	67013
.400" (10.2mm) Cylindrical Probe	PT27945	67014
Circular Carbide Scriber	PT27950	67015
Depth Gage Attachment	PT27949	67016
Holder for Dovetail Indicators	PT27946	67017
Replacement Battery Pack, NiMH 6V	PT62011	67018
Power Supply Charger for USA and Canadian Configuration	PT62015	67002
Power Supply Charger for United Kingdom Configuration	PT62130	67003
Power Supply Charger for European Configuration	PT62131	67004
Cable to 7612 or 7613 Multiplexer	2000SCM	69907
Smart cable with USB keyboard output for the Altissimo Height Gage	2000SCKB	69908
Cable to PC Running Data Collection SPC Software - USB	2000SCU	29728



ELECTRONIC HEIGHT GAGES

3751 ELECTRONIC HEIGHT GAGE (WITHOUT OUTPUT)

0-6"/150MM

This height gage is light, portable and easy to use for vertical measurements within its range.

3751 Electronic Height Gage (0-6"/150mm Range)		
Cat. No.	EDP	Description
3751AZ-6/150	12221	Height Gage, in Case
Accessories and Cables for 3751 Electronic Height Gage		
PT99492	65650	One 3-Volt Batteries, CR2032
PT08680A	51383	Depth Attachment for 6" (150mm) Height Gages
947	56756	Wood Case Only



READABILITY FEATURES

- Easy-to-read LCD .32" high characters

ACCURACY AND LONG LIFE DESIGN FEATURES

- Hardened, stainless steel bar for long life
- Depth attachment PT08680A available for measuring depth of holes, slots, and recesses
- Fine adjustment thumb roll for precision measurements
- Rounded nose scriber cuts clean, sharp lines with smoothness and less pressure
- Lock to hold the slide in position
- Hardened, ground, and lapped base with finger grooves provides ease of movement
- Easy access to single long-life battery, 3-volt CR2032
- Vertical bar is back from the edge of the nose for better stability
- Scribe can reference zero from the bottom of the base to get the full 6" (150mm) usable range
- Linear Accuracy: $\pm .001"$ ($\pm 0.02\text{mm}$)
- Resolution: $.0005"$ (0.01mm)

ACTION FEATURES WITH THREE CONTROL BUTTONS

- Inch-millimeter conversion
- Zero at any position
- Manual ON/OFF plus a built in automatic OFF after 5 minutes of nonuse



ELECTRONIC HEIGHT GAGES

3752 ELECTRONIC HEIGHT GAGES

The 3752 Electronic Height Gage is a full featured, versatile and economic solution for most height measurement applications.



All measuring information from these tools can be entered directly into Starrett Data Collection Systems for analysis, data collection and hard copy documentation. They are available in 0-12" and 0-24" ranges.

READABILITY AND CONTROL FEATURES

- Clear bar graduations in .100" and 5mm increments
- Large (.380"/9.65mm), easy-to-read LCD display reads to .0005" or 0.01mm
- Instant inch/millimeter conversion
- Carrier and scribe designed to read from zero
- "Hold" control feature retains a reading at any position
- Plus or minus indication allows reading in proper direction
- Ability to set zero at any position
- Manual On/Off plus a built-in automatic off after 30 minutes of nonuse

FULL FUNCTION ACTION FEATURES

- Large positive action keypad
- Ability to retain and return to the true zero reading of the height gage
- PRESET button to install any reading at any position
- Ability to install minimum and maximum limits
- RS232 data output port
- Two 3-volt batteries furnished (CR2450)

Specifications for 3752 Electronic Height Gages

Resolution	.0005" (0.01mm)
Graduations	.100" (5mm)
Overall	±.0015" (.04mm) 0-18" (0-450mm) Accuracy ±.002" (.05mm) 18-24" (450-600mm)
Battery Life	Over 1-1/2 Years Average Use




Both Height Gages shown with optional Auxilliary Circular Carbide Scriber, PT28131. Gages are furnished with Auxilliary Straight Carbide Scriber, PT22357.



Height gage with PT99454 indicator holder with 790AZ test indicator

SIMPLE YET POWERFUL GAGE CONTROLS




3752 Electronic Height Gages

Range	Description	Cat. No.	EDP
0-12" (300mm)	Height Gage	3752-12/300	68815
0-24" (600mm)		3752-24/600	68816

Cables, Accessories, Cases for 3752 Electronic Height Gages

Description	Cat. No.	EDP
Interface Adaptor for Starrett Tools to PC	PT61768	66454
3-Volt Battery, CR2450 (2) Required	PT61120	65446
Wood Case Only for 12" Gage	928	55249
Wood Case Only for 24" Gage	945	56684
Cable to PC Running Excel	733SCKB	69888
Cable to PC Running SPC Data Collection Software	733SCU	69898
Cable to 7612 or 7613 Multiplexer	733SCM	69893

Furnished without case unless otherwise ordered.



INCH READING

- Refer to the left side bar graduations and the inch vernier plate. Inches are numbered in sequence over the full range of the bar. Each bar graduation is .050". Every second graduation between the inch lines is numbered and equals .100".
- The vernier plate is divided into 50 parts, each representing .001". Every fifth line is numbered – 5, 10, 15 ... 45, 50 – for easy counting.
- To read the gage, first count how many inches and how many .050" lines lie between the zero line on the bar and the zero line on the vernier plate and add them.
- Then count the number of graduations on the vernier plate from its zero line to the line that coincides with a line on the bar. Multiply the number of vernier plate graduations you counted by .001" and add this figure to the number of inches and .050" lines you counted on the bar. This is your total reading.

EXAMPLE

- ★ In the photo, the vernier plate zero line is five inches (5.000") plus .750" beyond the zero line on the bar, or 5.750". The 25th graduation on the vernier plate coincides with a line on the bar (as indicated by stars). $25 \times .001$ (.025") is therefore added to the 5.750" bar reading, and the total reading is 5.775".

MILLIMETER READING

- Refer to the right side bar graduations and millimeter vernier plate. Each bar graduation is 1.00mm. Every tenth graduation is numbered in sequence – 10mm, 20mm, 30mm, etc. – over the full range of the bar. This provides for direct reading in millimeters.
- The vernier plate is divided into 50 parts, each representing 0.02mm. Every fifth line is numbered in sequence – 0.10mm, 0.20mm, 0.30mm ... 0.80mm, 0.90mm – providing for direct reading in hundredths of a millimeter.
- To read the gage, first count how many millimeters lie between the zero line on the bar and the zero line on the vernier plate.
- Then find the graduation on the vernier plate that coincides with a line on the bar and note its value in hundredths of a millimeter. Add the vernier plate reading in hundredths of a millimeter to the number of millimeters you counted on the bar. This is your total reading.

EXAMPLE

- ★ In the photo, the vernier plate zero line is 146 millimeters beyond the zero line on the bar, and the 0.68mm graduation on the vernier plate coincides with a line on the bar (as indicated by stars). 0.68 millimeters is therefore added to the 146 millimeter bar reading, and the total reading is 146.68 millimeters.

HOW TO READ A STARRETT 50-DIVISION VERNIER HEIGHT GAGE GRADUATED IN INCHES AND MILLIMETERS (DIRECT READING)



Open-face long Vernier with 50 widely spaced graduations for easy reading. Flush-fitting Vernier and master bar eliminates parallax.

A. Master Bar
B. Inch Vernier Plate
C. Millimeter Vernier Plate

VERNIER HEIGHT GAGES

254, 254M MASTER VERNIER HEIGHT GAGES

0-72"/0-900MM

254EM MASTER VERNIER HEIGHT GAGES

0-24"/0-600MM

This Master Vernier Height Gage is an accurate, rugged and reliable tool that gives precise and dependable measurements over long ranges. It has an easy-to-read vernier, is stronger, and is offered in greater ranges than other height gages.

READABILITY FEATURES

- Long, 50-division vernier scales permits half as many bar graduations as single vernier tools. These widely spaced graduations provide easy reading to .001" or 0.02mm
- Flush fitting of the vernier scales to the main scale eliminates parallax
- Vernier scales are adjustable
- Black lines and figures against Starrett satin chrome finish make reading easy
- Scriber and base are designed for direct reading from zero (bottom of base)

254 Master Vernier Height Gages (.001" Graduation)			
Range	Approximate Base Dimensions	Cat. No.	EDP
0-12"	5-7/8" x 3-7/8"	254Z-12	51219
0-18"	7-1/2" x 4-1/2"	254Z-18	51220
0-24"		254Z-24	51221
0-36"		254Z-36	51222
0-48"		254Z-48	51223
0-60"		254Z-60	56183
0-72"	10" x 6-1/2"	254Z-72	56184
254M Master Vernier Height Gages (0.02mm Graduation)			
0-300mm	150mm x 95mm	254MZ-300	56214
0-450mm	190mm x 115mm	254MZ-450	56215
0-600mm	250mm x 165mm	254MZ-600	56216
0-900mm		254MZ-900	56217
254EM Master Vernier Height Gages (.001"/0.02mm Graduation)			
0-12"/300mm	5-7/8" x 3-7/8"	254EMZ-12	51224
0-18"/450mm	7-1/2" x 4-1/2"	254EMZ-18	51225
0-24"/600mm		254EMZ-24	51226
Accessories for 254, 254M and 254EM Master Vernier Height Gages			
Description	Part No.	EDP	
Auxilliary Straight Carbide Scriber	PT22357	12295	
Auxilliary Circular Carbide Scriber	PT28131	67007	
Depth Gage Attachment	PT05409A	51227	

Hardened bars on all sizes through 24" and 600mm

Furnished with Auxilliary Straight Carbide Scriber. Shown with optional Auxilliary Circular Carbide Scriber.

EASE-OF-HANDLING FEATURES


- Quick-adjust release on the slide allows for fast positioning
- Extremely fine adjustments by a knob on the base isolating the column and slide from external pressures
- Additional remote fine adjustment located on top of the bar for sizes 36" (900mm) and larger
- Special master bar design and the balanced design and weight of the base eliminates vibration
- Master bars on models up to 24" and 600mm are hardened and stabilized
- Base is hardened, ground, and lapped square with the bar and has finger grooves to provide ease of movement
- Vertical bar is positioned near the center of the base for balance and stability
- Versatile tool will scribe lines, mount dial indicators or electronic probes, and accept depth attachments
- Tool can also be used with our 359 Protractor for checking angles



Quick-adjusting screw release allows rapid slide movement to desired area, then precisely position with the fine adjustment knob



Precise positioning with fine-adjustment knob on the base isolates column and slide from external pressures



VERNIER HEIGHT GAGES

255, 255M VERNIER HEIGHT GAGES

0-18"/0-300MM

255EM VERNIER HEIGHT GAGES

0-18"/0-450MM

This tool is the "baby brother" of the 254 Master Vernier Height Gage. It is essentially the same tool, but a much lighter version for normal use where heavy duty applications are not practical. The 18" and 450mm models weigh 3-1/4 lb (1.5kg). No other height gage features this favorable combination of design, weight and accuracy.

READABILITY FEATURES

- Long, 50-division vernier scales that can be read to .001" or 0.02mm without a magnifying glass
- Flush-fitting of the vernier scales to the main scale eliminates parallax
- Easy-reading sharp black lines and figures against Starrett satin chrome finish background
- The scriber and the base are designed so that the gage will read directly from zero

EASE-OF-HANDLING FEATURES

- Slides easily for quick adjustment and has a screw type adjusting nut on the bar for precise positioning
- The design of the hardened and stabilized bar plus the balanced design and weight of the base eliminate vibration
- The base is hardened, ground, and lapped and is hand shaped for sure grip and easy movement
- The vertical bar is positioned near the center of the base for balance and stability
- Ability to scribe lines, measure with dial indicators or electronic probes and accept depth attachments
- The auxiliary scriber is a circular carbide scriber – cuts sharp, clean lines smoothly – rotatable for wear

255 Vernier Height Gages (.001" Graduation)

Range	Bar Approximate (Width x Thickness)	Base Approximate (Length x Width)	Description	Cat. No.	EDP
0-12"	15/16" x 7/32"	4-7/16" x 2-9/32"	In Case	255Z-12	51229
			Without Case	255-12	51230
0-18"	15/16" x 7/32"	4-7/16" x 2-9/32"	In Case	255Z-18	51231
			Without Case	255-18	51232

255M Vernier Height Gages (0.02mm Graduation)

0-300mm	24mm x 5.5mm	113mm x 58mm	In Case	255MZ-300	56218
			Without Case	255M-300	56219

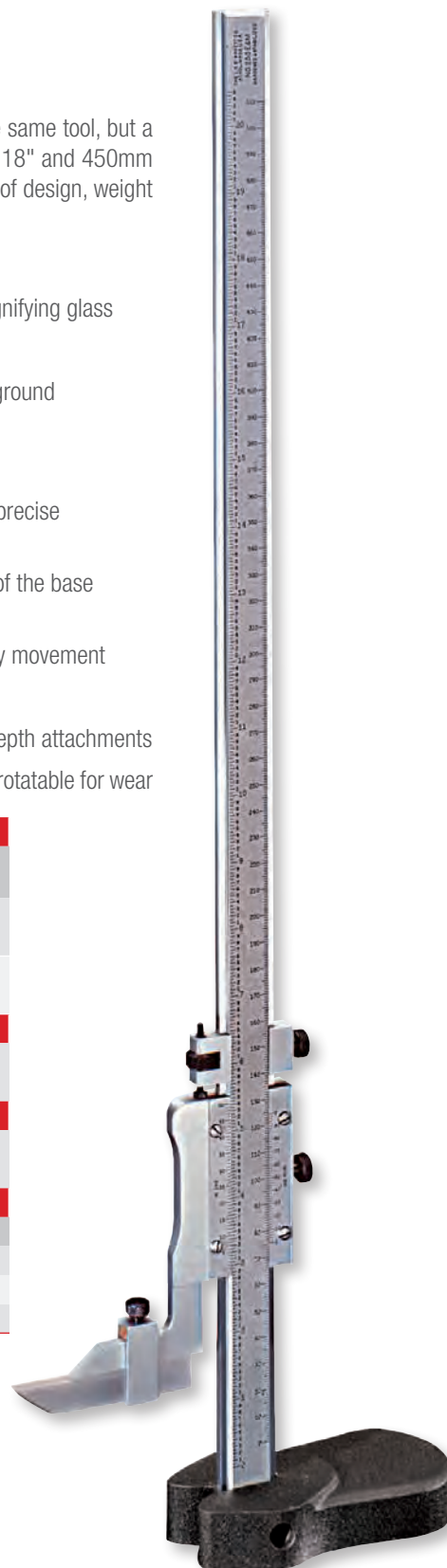
255EM Vernier Height Gages (.001"/0.02mm Graduation)

0-18"/ 450mm	15/16" x 7/32" (24mm x 5.5mm)	4-7/16" x 2-9/32" (113mm x 58mm)	In Case	255EMZ-18	65160
			Without Case	255EM-18	65161

Accessories for 255, 255M and 255EM Vernier Height Gages

Description	Part No.	EDP
Straight Scriber	PT13791	71460
Carbide Scriber (3/16" x 25/64" x 2-3/4")	PT27710	67187
Depth Gage Attachment	PT08962A	51233

Furnished with Straight Scriber.



DIAL HEIGHT GAGES

3250 DIAL HEIGHT GAGES

0-6"/0-150MM

The compact 3250 Dial Height Gage is a very useful tool for machinists and inspectors. Applications include scribing lines for layout, height measurement (with or without dial test indicator), and depth measurement (with optional attachment). It is simple to use, reliable, accurate, and fits into most toolboxes.

3250 Height Gages				
Cat. No.	EDP	Range	Dial Grads	Description
3250Z-6	69865	0-6"	.001"	Dial Height Gage, English
3250MZ-150	69861	0-150mm	0.20mm	Dial Height Gage, Metric
PT08680A	51383			Depth Attachment



FEATURES & SPECIFICATIONS

- Sharp, clear dial graduations of .001" or 2mm in one revolution
- Sharp, black graduations on the satin chrome finish bar every .100" or 1mm
- Fine adjustment thumb roll for precision measurements
- Vertical bar set back from the edge for better stability
- Hardened, ground, and lapped base with finger grooves for control and ease of movement
- Base clearance allows the gage to measure full gage range of 0 - 6" or 150mm
- Dial lock screw
- Lock to hold the slide in position
- The auxiliary scriber has a rounded nose for cutting clean, sharp lines with smoothness and less pressure
- Hardened, stainless steel bar, rack, gears, scriber, and scriber carrier
- Positive spring-loaded double pinion anti-backlash control
- Includes metal case



DIGI-CHEK™ HEIGHT GAGES

DHG DIGI-CHEK II HEIGHT MASTER

RANGES UP TO 85" AND 2150MM

These are the world's fastest and most precise height masters, ideal for those who need the highest degree of accuracy over an extremely long vertical range.

Optional Equipment for DIGI-CHEK II Height Master

Cat. No.	EDP	Description
HG 525.60 (Inch)	92579	Reverse Reading Blocks
HG 501.3M (Millimeter)	91486	
HG 525.61 (Inch)	92577	1" or 25mm base blocks for use with reverse reading blocks to set dial bore gages
HG 501.4M (Millimeter)	91487	
CS 9133.	92320	Finished wood case for reverse reading and base block

Specifications for DIGI-CHEK II Height Master

Description	Inch System	Metric System
Tolerance (Stack) Maximum: Minimum:	expressed in μ in 2.5L + 10 (in inches) - 10	expressed in μ m .0025L + .25 (in mm) - .25
Parallelism: Gage Surfaces to Base and Each Other	15 μ in	0.4 μ m
Resolution	10 μ in or 20 μ in	0.5 μ m or 1.0 μ m
Repeatability of Readout	± 20 μ in	0.5 μ m or 1.0 μ m
Digital Readout	1/2" high figures	12.5mm
Readout Pedestal Height	38"	970mm
Power Supply	Switchable: 115 V 60 Cycle or 220 V 50 Cycle	
Certificate of Calibration (Extra Cost)	expressed in μ in	expressed in μ m
Uncertainty of Calibration of Stack	10 + 2.0L (in inches)	.25 + .002L (in mm)
Uncertainty of Calibration of Readout	± 30 μ in	± 0.75 μ m

μ = .000001 x unit of measure

The accuracy of the surface that supports the gage must be taken into account when determining the accuracy of any measurements.

- Can be used in the laboratory or on the shop floor
- Lower inspection costs by saving time – within 10 seconds the tool can be set into position
- The gage block stack is free-standing, so it will adapt to temperature differences in a reasonable time period
- 1" or 25mm range of adjustment
- Reverse reading block allows readings from the underside of the master gage blocks
- The large, remote digital readout can be placed in the most convenient location and adjusted for best readability
- The housing is heavy and extremely stable with hardened and lapped three-point bearings
- Standard equipment: pedestal stand for readout unit, DIGI-CHEK II plastic dust cover and wood shipping/storage case

DIGI-CHEK II Height Master (1-85" Range)

Capacity	Cat. No.	EDP
1-25"	DHG 25.	93265
1-37"	DHG 37.	93266
1-49"	DHG 49.	93267
1-61"	DHG 61.	93268
1-73"	DHG 73.*	93269
1-85"	DHG 85.*	93270

DIGI-CHEK II Height Master (25-2150mm Range)

25-625mm	DHG 625.	93271
25-1025mm	DHG 1025.	93272
25-1225mm	DHG 1225.	93273
25-1550mm	DHG 1550.	93274
25-1800mm	DHG 1800.*	93640
25-2150mm	DHG 2150.*	93275

* Setup charge extra depending on location.



SIMPLE, TWO STEP OPERATION IN LESS THAN 10 SECONDS.

1. Set rapid positioner (A) to within .005" (0.15mm) (3 seconds).
2. Final setting (5 seconds).

DIGI-CHEK™ HEIGHT GAGES

258, 258M DIGI-CHEK HEIGHT GAGES

.100"-24.100"/2-602MM

These gages combine the accuracy of Starrett-Webber Gage Blocks with a precision micrometer head and digital readout.

258 DIGI-CHEK Height Gages (.100"-24.100" Range)						
	Graduation					
Range	Scales	Digital Readout	Micrometer Head	Gage Accuracy	Cat. No.	EDP
.100"-12.100"	Inches	.001"	.0001"	±.0002"	DHG12-258	93005
.100"-18.100"		.001"	.0001"	±.0002"	DHG18-258	93006
.100"-24.100"		.001"	.0001"	±.0002"	DHG24-258	93357
258M DIGI-CHEK Height Gages (2-602mm Range)						
2mm-302mm	Millimeters	0.01mm	0.002mm	±.005mm	DHG300-258	93007
2mm-452mm		0.01mm	0.002mm	±.005mm	DHG450-258	93008
2mm-602mm		0.01mm	0.002mm	±.005mm	DHG600-258	93358

Finished wood case for 12" (300mm) and 18" (450mm) also available, at additional cost.

These finished wood cases are NOT suitable for shipping. Use suggested shipping materials.

Certificate of Calibration available at additional cost.

Questions and repair regarding Digi-Chek gages should be referred to the Starrett-Webber Division, Tel.: 440-835-0001.

The accuracy of the surface that supports the gage must be taken into account when determining the accuracy of any measurements.



READABILITY FEATURES

- Satin chrome scales mounted beside the gage block column for quick reference to the nearest 1" or 25mm reading
- Digital readout reads in .001" or 0.01mm and has a range of 1" or 25mm
- Reads directly from the micrometer head to .0001" or 0.002mm. The micrometer head (our 469) has black figures on the satin chrome thimble. The graduations are staggered for easy counting.
- Both the micrometer head and digital readout are mounted on top of the gage, directly in line with the operator's vision

EASE-OF-HANDLING FEATURES

- The micrometer head has a speeder knob for rapid positioning
- Both over and under heights can be checked directly from the gage blocks in a single setting. Because reference surfaces are provided on the top and bottom of each block, adjacent blocks are in the exact same plane. This eliminates the need to add or subtract block thickness.
- Readings can also be taken from either left, center, or right of the gage block column
- Parts can be checked from .100" or 2mm in height
- The gage block column design permits wringing a 1" block between two blocks in the column. This is convenient for setting and checking other gages such as inside micrometers, end measuring rods, dial bore gages, etc.

ACCURACY AND LONG-LIFE FEATURES

- Gage is housed in a heavily flanged frame for stability and the base has three-point hardened, ground, and lapped bearing pads, making it virtually tip-proof. Gage blocks are assembled in a free-standing system that allows the blocks to conform to temperature variations independently of the frame, thereby reading the same as the workpiece.
- The highly accurate micrometer spindle is one piece, with hardened and stabilized measuring threads
- A 10" riser block is available for increased height capacity



HEIGHT GAGE ACCESSORIES

DEPTH GAGE ATTACHMENTS FOR HEIGHT GAGES

These attachments replace standard scribes and measure the depths of holes and slots, recesses; inside of jigs, fixtures; and over high projections.

They have adjustable rods which are held in the desired position by a knurled binding nut. The ends have a slight radius for point contact on the work.

Depth Gage Attachments for Height Gages			
Rod Length	Fits Starrett Height Gage No./Size	Part No.	EDP
6" (150mm)	255 8", 12", 18", 300mm, 450mm	PT08962A	51233
8" (200mm)	254 12", 18", 24", 300mm, 450mm, 600mm and all Metric and English 259, 180 and 240, 3752 120 (300mm) and 240 (600mm), 755 240 (600mm)	PT05409A	51227
6" (150mm)	751	PT08680A	51383



Right: PT08680A
Middle: PT08962A
Left: PT05409A

258RRB, 258RRBM REVERSE READING BLOCKS FOR 258 DIGI-CHEK™ HEIGHT GAGE

Used on 258 DIGI-CHEK Height Gages for the precise calibration of working gages and for setting dial bore gages. The block fits in alternate inch positions, its tongue entering the odd numbers and its groove entering the even numbers of the gage block stack.


258RRB and 258RRBM Reverse Reading Blocks		
Description	Cat. No.	EDP
Fits 12", 18" and 24" Gages	HG 258.RRB	92433
Fits 300mm, 450mm and 600mm Gages	HG 258.RRBM	92434



258R, 258MR RISER BLOCKS FOR 258 DIGI-CHEK™ HEIGHT GAGE

Increases the range of Inch reading 258 DIGI-CHEK Height Gages by 10" and metric reading 258 DIGI-CHEKs by 250mm. Heavily flanged for rigidity and stability. Both top and base have three ground and lapped pads to match the pads on the DIGI-CHEK base. Retaining plate prevents the DIGI-CHEK from being pushed or sliding off the pads. Attractive black wrinkle finish. If desired, riser blocks can be stacked one on top of another.

258R Riser Blocks (10" Blocks)			
Accuracy	For:	Cat. No.	EDP
±.000040"	12" Gage	HG 258.R	99865
	18" Gage	HG 258.RA	99866
258MR Riser Blocks (250mm Blocks)			
±0.001mm	300mm Gage	HG 258.MR	99867
	450mm Gage	HG 258.MRA	99868



HEIGHT GAGE ACCESSORIES

252 HEIGHT TRANSFER GAGES

0-48"/0-1200MM

The 252 Height Transfer Gage is ideal for use with test indicators or electronic amplifiers to accurately transfer height settings from gage blocks, height gages and other standards.

252 Height Transfer Gages					
Range	Fine Adjustment (Approximate)	Base Size (Approximate)	Gage Rod Dimension	Cat. No.	EDP
0-14" (350mm)	3/8" (9.5mm)	5-3/4" L x 3-1/2" W (145mm x 90mm)	9" L x .375" Dia. (225mm x 9.5mm) with steps	252Z-14	55890
0-24" (600mm)		7-1/2" L x 4-1/2" W (190mm x 115mm)		252Z-24	51216
0-48" (1200mm)		9" L x 6" W (225mm x 150mm)		252Z-48	51217

Larger sizes available on special order.

Starrett 708, 709, 711, 650 Test Indicators; 25, 81, 196, 655, 656 Dial Indicators and supplementary attachments also available.

Gage furnished with 9" (225mm) Rod and PT06784-A Gage Holding Rod in wood case.

ACCURACY AND LONG-LIFE FEATURES

- Extreme rigidity provides the vibration-proof stability necessary to permit precise repeat readings with indicators of the highest amplification
- Extremely rigid, rectangular box-type hollow column mounted integrally on a heavy base
- Adjusting mechanism is located in the base so the column and indicator are isolated and not affected by external factors, such as heat or hand pressure

EASE-OF-OPERATION FEATURES


- Hand-fitting base design for sure-grip handling and easy movement
- Bottom of the base has three ground and lapped pads for stability and smooth movement on the surface plate
- Adjustable slide, incorporating a snug for holding test indicators or electronic gage heads, has rapid vertical manual adjustment
- Thumb screw allows slide to be locked
- Knob on base allows fine vertical adjustment of the slide unit relative to the fixed column. This permits the slide with its test indicator to be quickly and precisely adjusted to the desired setting.

TOOL AND GAGING HOLDERS

- A snug on the slide provides two holes (.375" [9.5mm] and .156" [4mm]) for holding gage rods or scribes. A 9" (225mm) rod furnished with the gage is especially useful for reaching confined areas or reaching heights greater than the range of the gage.
- The rod has a major diameter of .375" (9.5mm) and stepped diameters of 1/4" (3.2mm) and 7/32" (5.5mm) at one end and 5/16" (8mm) at the opposite end
- 708 and 709 Test Indicators can be mounted on this rod using PT22428 swivel clamp. 196 Universal Back-Plunger Indicators can be mounted using Starrett snugs, Part PT18718 or PT18724 (snugs not furnished).
- PT06784-A Gage Holding Rod is included to accommodate the 715-1 Gaging Head when the Transfer Gage is used with the 717 Electronic Gage. A wire retaining clip keeps electronic gage head cables from deflecting the gage-holding rod.
- 25, 81, 655 and 656 Dial Indicators also can be used on the height gage by means of a PT06784-A Gage Rod (furnished)
- Other useful attachments (extra) are surface gage spindles (57C or 57D, 12" [300mm] and 18" [450mm]) – which are extremely useful for scribing and layout



Pictured with 717 Gage Amplifier and 715-12 lever probe.



HEIGHT GAGE ACCESSORIES

STRAIGHT SCRIBERS FOR STARRETT HEIGHT GAGES*

All steel scribers are hardened to approximately HRC 62 and have a rounded tip which cuts sharp, clear lines smoothly, with less pressure, on any material.




Straight Scribers for Starrett Height Gages

Part No.	EDP	Point	Size	Fits Starrett Height Gage No./Size
PT22090	64507	Hardened Tool Steel	5/16 x 1/8 x 1-3/4" (8 x 3.2 x 45mm)	250 and 3751
PT14343	71511	Hardened Tool Steel	1/4 x 1/2 x 3" (6.4 x 12.7 x 75mm)	254 12", 18", 24", 300mm, 450mm, 600mm 254 Metric and English 259 18" and 24"
PT13816	52367		1/4 x 1/2 x 6" (6.4 x 12.7 x 150mm)	
PT13817	52368		1/4 x 1/2 x 10" (6.4 x 12.7 x 250mm)	
PT16566	72288	Hardened Tool Steel	5/8 x 3/8 x 3-5/8"	254 36", 48", 60", 72", 900mm
PT13791	71460	Hardened Tool Steel	3/16 x 25/64 x 2-3/4" (4.8 x 10 x 69.9mm)	255 8", 12", 18", 300mm, 450mm
PT22357	12295	Carbide	1/4 x 7/16 x 3" (6.4 x 11.1 x 75mm)	3752

CIRCULAR CARBIDE SCRIBERS*

This circular scriber cuts a sharper, cleaner line with less pressure than any other scriber. It resists breakage and chipping but can be rotated for wear.



Circular Carbide Scribers

Part No.	EDP	Point	Size	Fits Starrett Height Gage No./Size
PT27724	67185	Circular Carbide	1/4 x 1/2 x 3" (6.4 x 12.7 x 75mm)	254 12", 18", 24", 300mm, 450mm, 600mm 254 Metric and English 259 18", 24"
PT27708	67186		1/4 x 1/2 x 6" (6.4 x 12.7 x 150mm)	
PT27710	67187	Circular Carbide	3/16 x 25/64 x 2-3/4" (4.8 x 10 x 69.9mm)	255 8", 12", 18", 300mm, 450mm
PT27950	67015	Circular Carbide	1/4" (6.4mm) Diameter Shank	2000, 2001 Altissimo
PT28131	67007	Circular Carbide	1/4 x 7/16 x 3" (6.4 x 11.1 x 75mm)	3752, 752

3259-AC DIGITAL HEIGHT GAGE SCRIBER CARRIER HOLDER

Scriber carrier for use with 3259 Height Gages to allow attachment of standard quarter inch by half inch tall accessories.

NEW!



3259-AC Digital Height Gage Scriber Carrier Holder

Cat. No.	EDP	Description
3259-AC	69859	Digital height gage scriber carrier holder

STEM-MOUNT INDICATOR ATTACHMENT FOR HEIGHT GAGES

This attachment replaces the standard scriber and provides a way to mount dial indicators or LVDT style probes having 3/8" diameter shafts onto your height gage. By using the lower stem of the indicator as an attachment point, the indicator can be used to guarantee the amount of down pressure on the part is the same as the original set zero position.



Stem-Mount Indicator Attachment for Height Gages

Part No.	EDP	Description
PT99441	52991	Stem-mount indicator attachment

INDICATOR ATTACHMENT DOVETAIL STYLE

Replaces standard scriber. Provides means to attach dovetail equipped test indicators or electronic probes to height gages. Allows indicator to be used to ensure the down pressure on the part is the same as the original set zero position.



Dovetail Style Indicator Attachment

Part No.	EDP	Description
PT99454	68713	Indicator attachment, dovetail style

*Starrett Originals